



KHAN GLOBAL STUDIES

The Most Trusted Learning Platform

SSC GD FOUNDATION 2024 -25

Bilingual



Hemendra Sir

Verb

Class – 1

Verb = Word.

Action/doing, Occurrence, possession.

①
↓
1.He is working.

②
2.He is in very good situation.

Pv. Adv. Adj. Noun

③
3.He has a car.



A. May = Formal

B. Can = Informal

→ Sir, ^A — I come in?

Yes, you ^A — .

Modal auxiliary Permission

A 1. **May** – formal / code of conduct

✓ ✓ ✓ ✓ ✓
Sir, Madam, Master, Mr., Mrs.,
Miss, Sir name, with regards

B 2. **Can** – informal / friendly

Example –

1. ^A I come in, Sir? (Can/may)

Yes, you ^A. (Can/may)



Modal auxiliary

Permission

1. May – formal / code of conduct

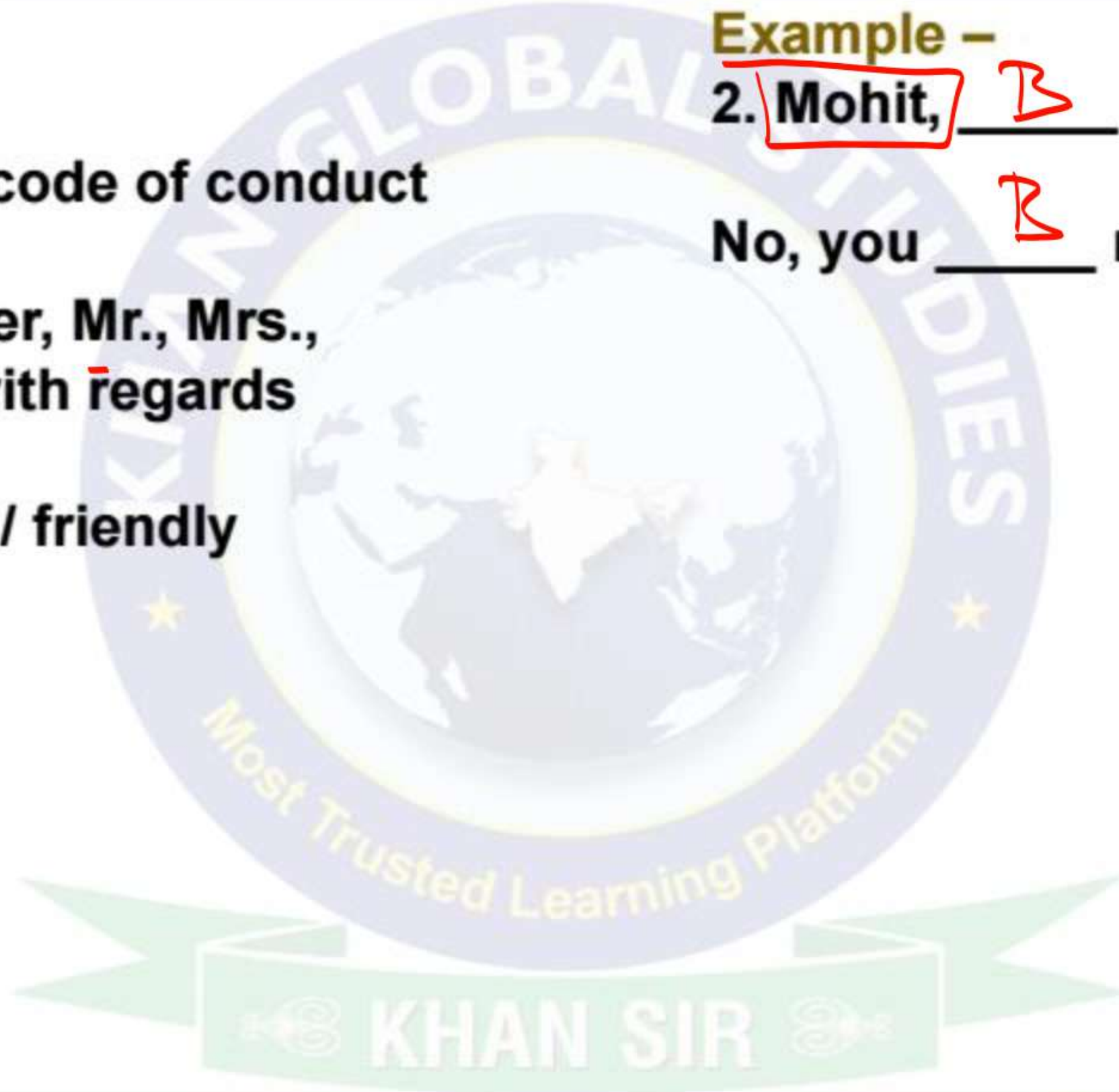
Sir, Madam, Master, Mr., Mrs.,
Miss, Sir name, with regards

2. Can – informal / friendly

Example –

2. **Mohit,** B I use your pen?

No, you B not.



Modal auxiliary
Permission

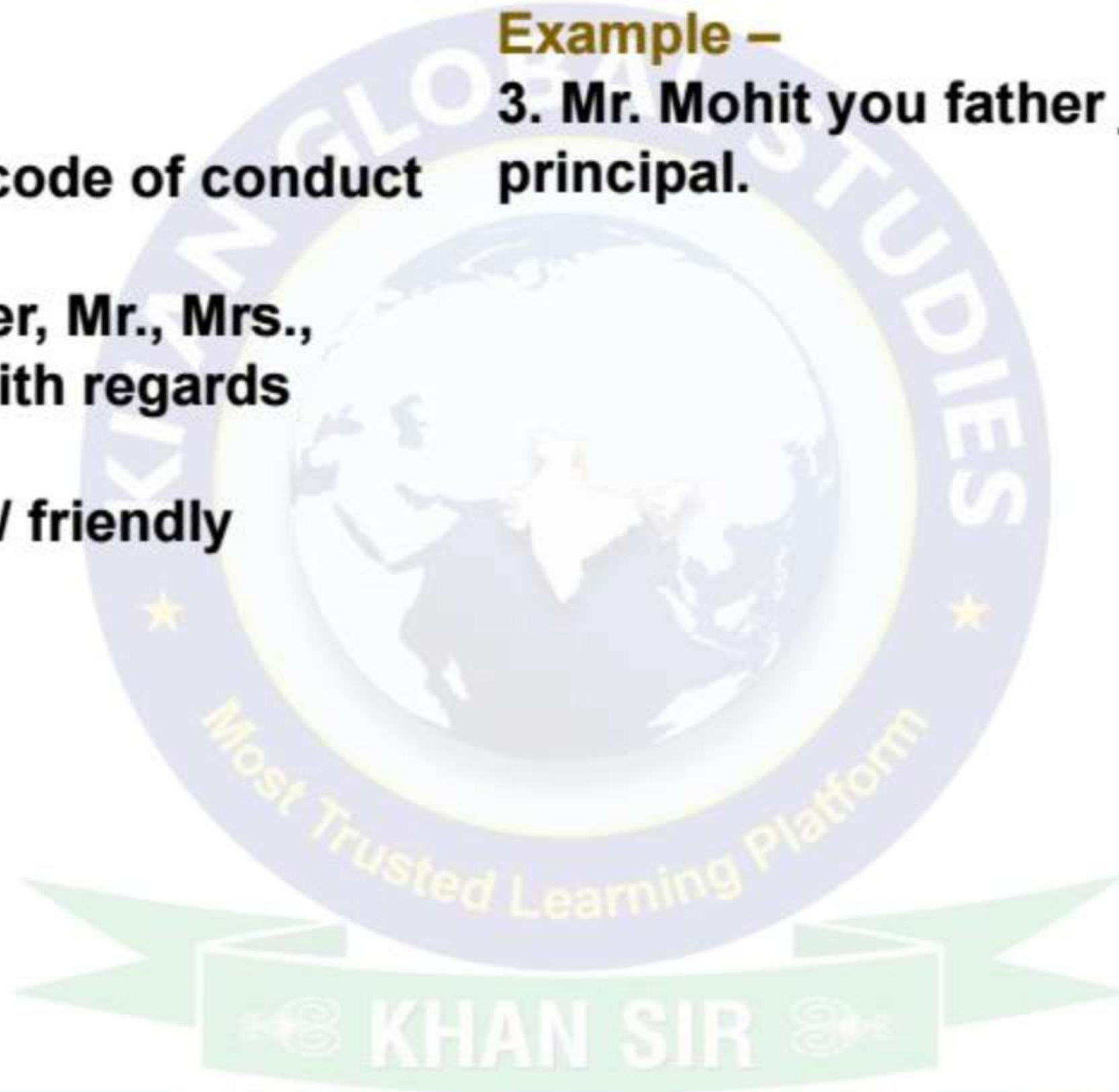
Example –

3. Mr. Mohit you father A meet the principal.

A. **1. May** – formal / code of conduct

Sir, Madam, Master, Mr., Mrs.,
Miss, Sir name, with regards

B. **2. Can** – informal / friendly



**Modal auxiliary
Permission**

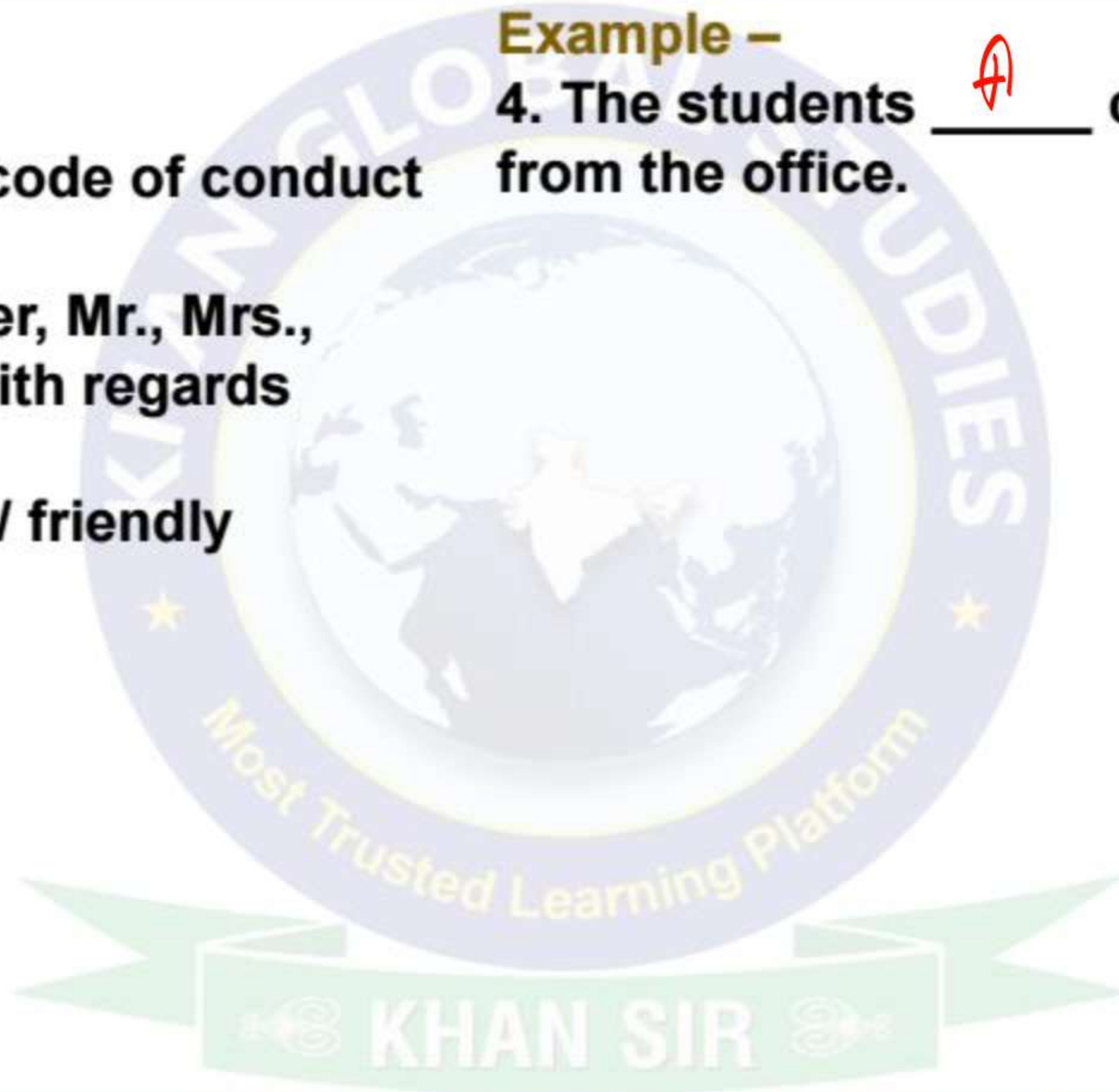
1. May – formal / code of conduct

Sir, Madam, Master, Mr., Mrs.,
Miss, Sir name, with regards

2. Can – informal / friendly

Example –

4. The students A collect their I-cards
from the office.



Modal auxiliary

Permission

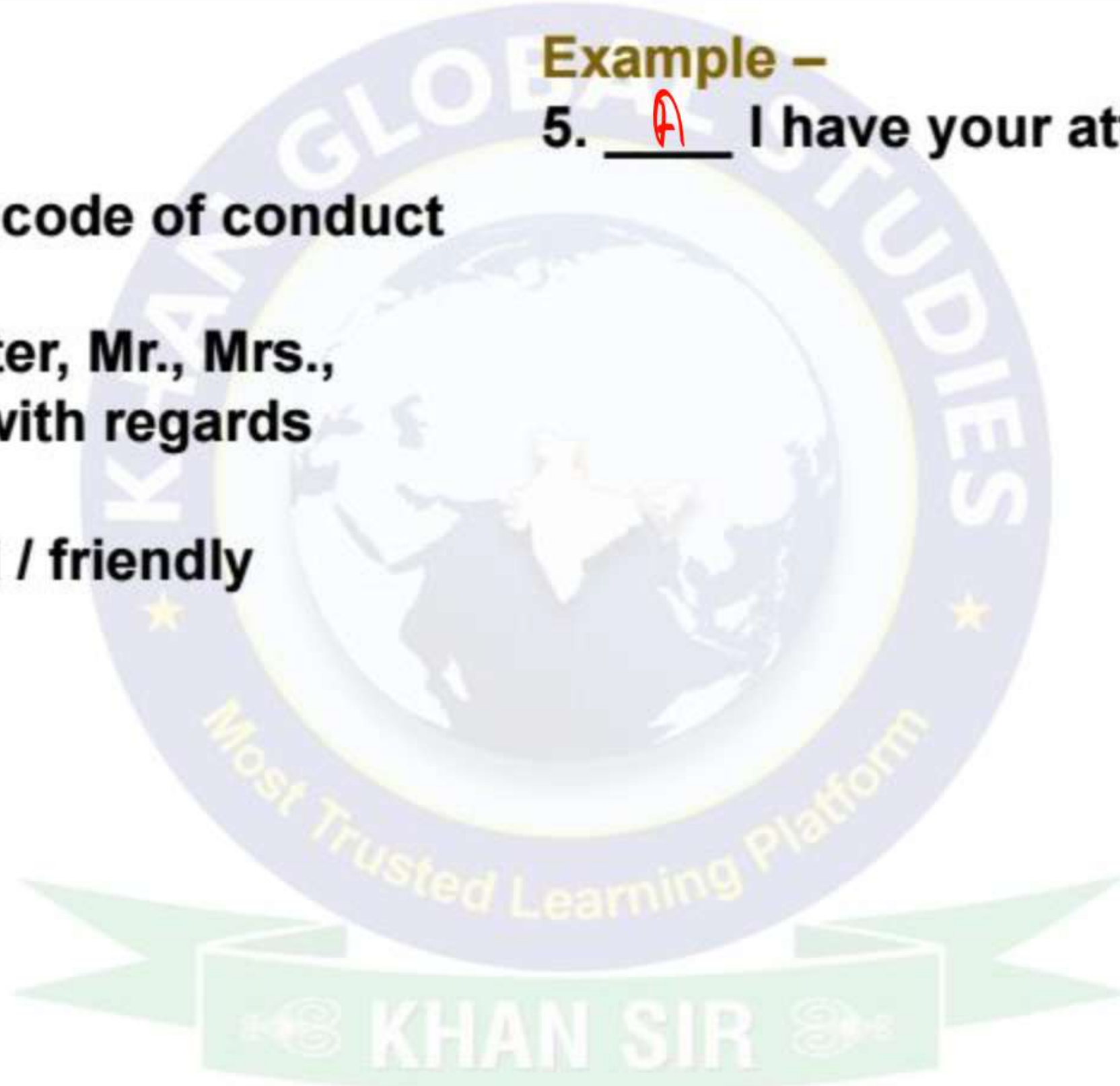
1. May – formal / code of conduct

Sir, Madam, Master, Mr., Mrs.,
Miss, Sir name, with regards

2. Can – informal / friendly

Example –

5. A I have your attention?



Modal auxiliary**Permission**

1. May – formal / code of conduct

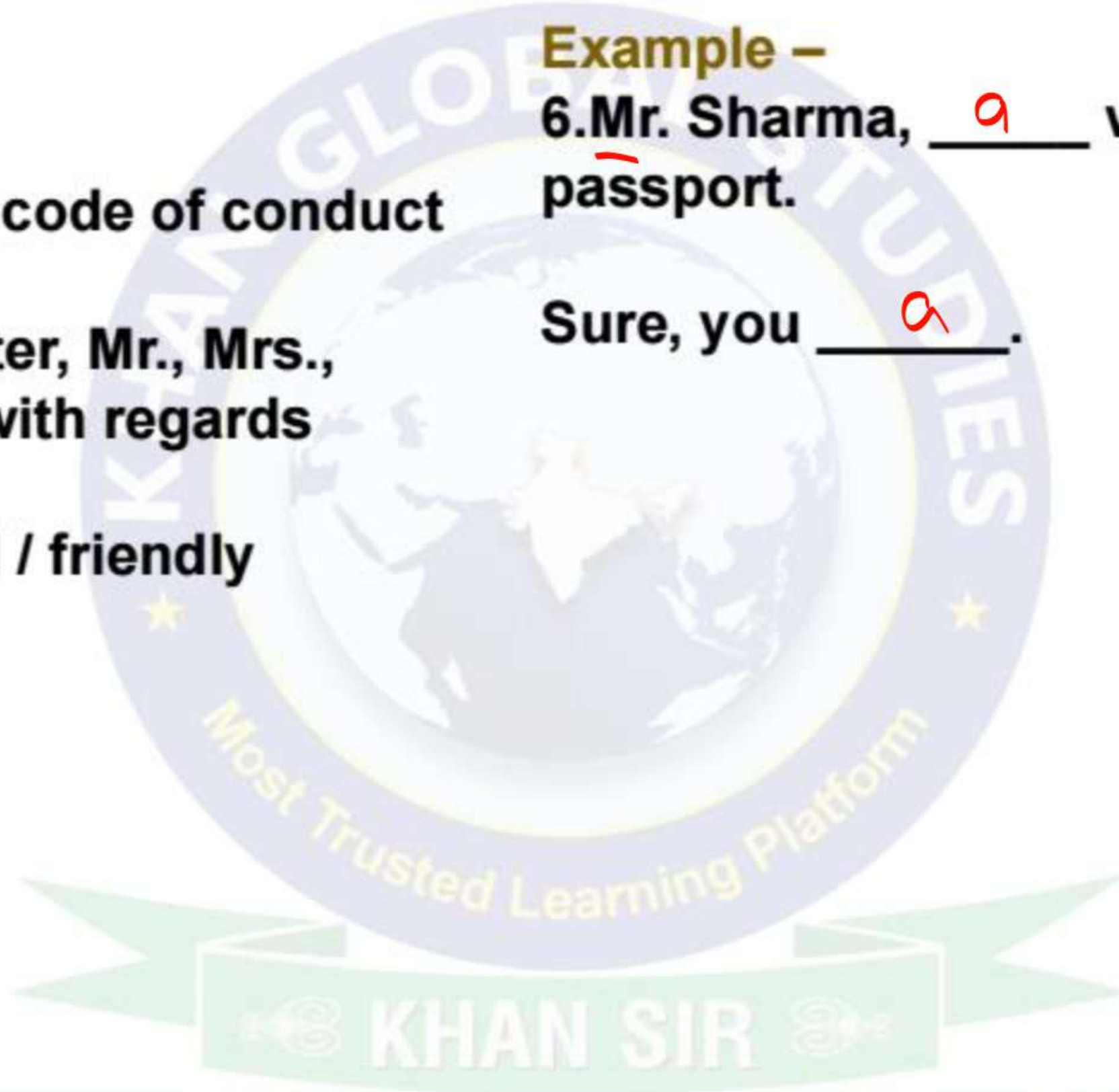
Sir, Madam, Master, Mr., Mrs.,
Miss, Sir name, with regards

2. Can – informal / friendly

Example –

6. Mr. Sharma, a we see your
passport.

Sure, you a .



Request – humble, polite, speaker's concern.

- A** 1. **Would** – formal
3 2. **Could** – informal

1. A lady said to the officer **A** you help me?

Yes, I **A**.

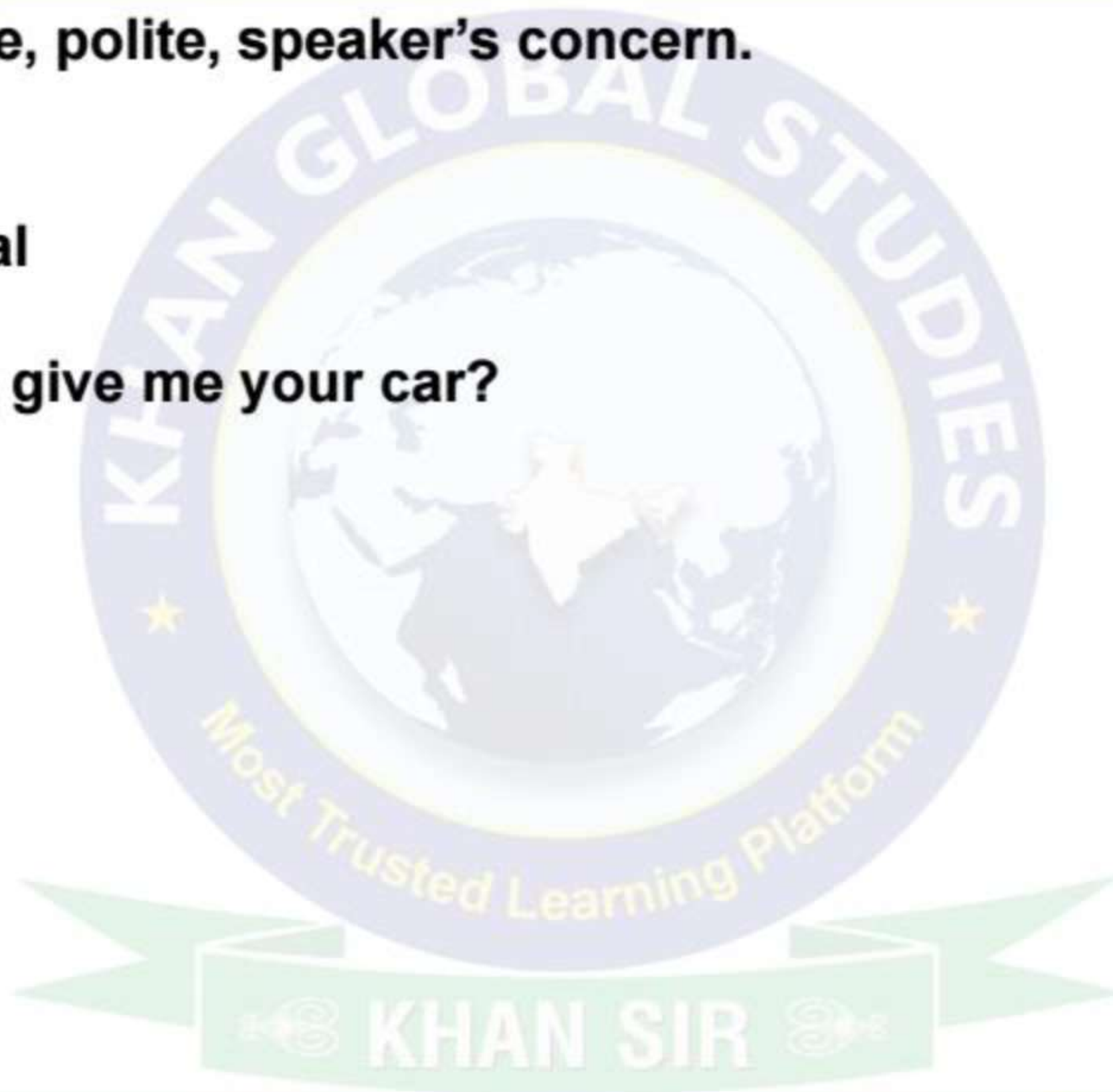


Request – humble, polite, speaker's concern.

- A. 1. **Would** – formal
B. 2. **Could** – informal

2. Dad, B you give me your car?

No, I B not.

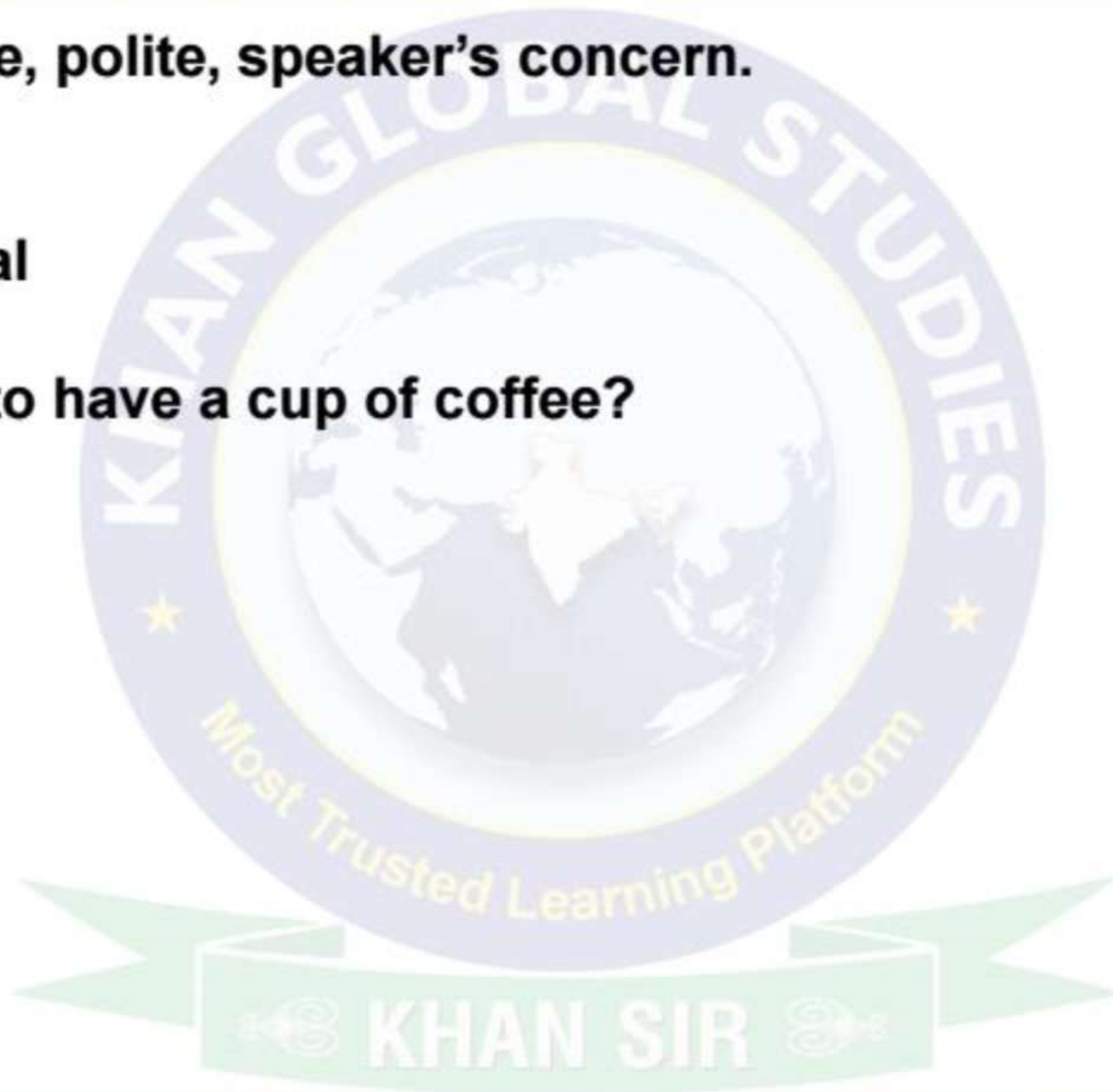


Request – humble, polite, speaker's concern.

- A. 1. **Would** – formal
B. 2. **Could** – informal

3. A you like to have a cup of coffee?

Yes, I A .



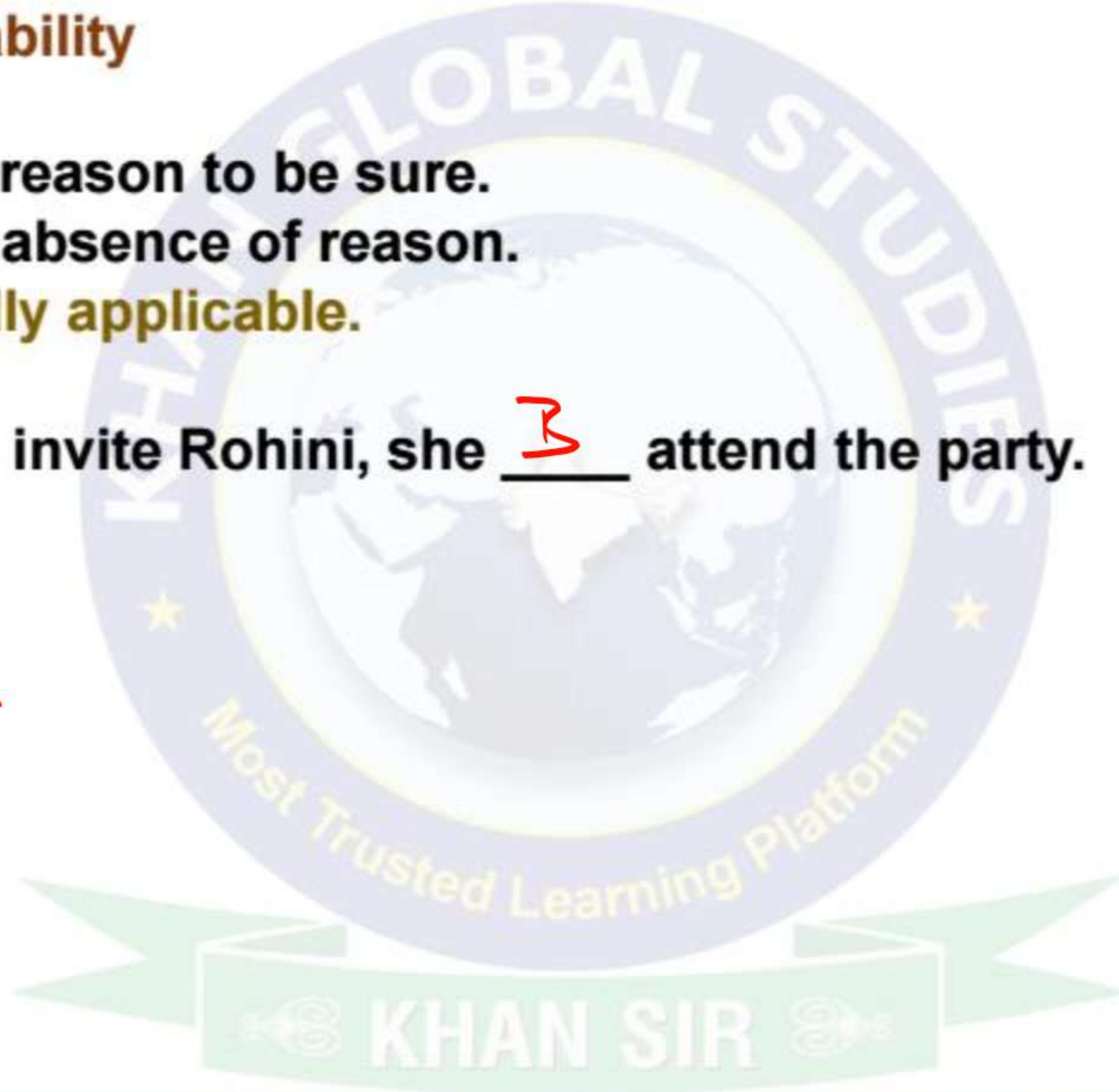
Possibility / Probability

A. May – strong = reason to be sure.

B. Might – weak = absence of reason.

C. Can – universally applicable.

1. Mohit forgot to invite Rohini, she 3 attend the party.



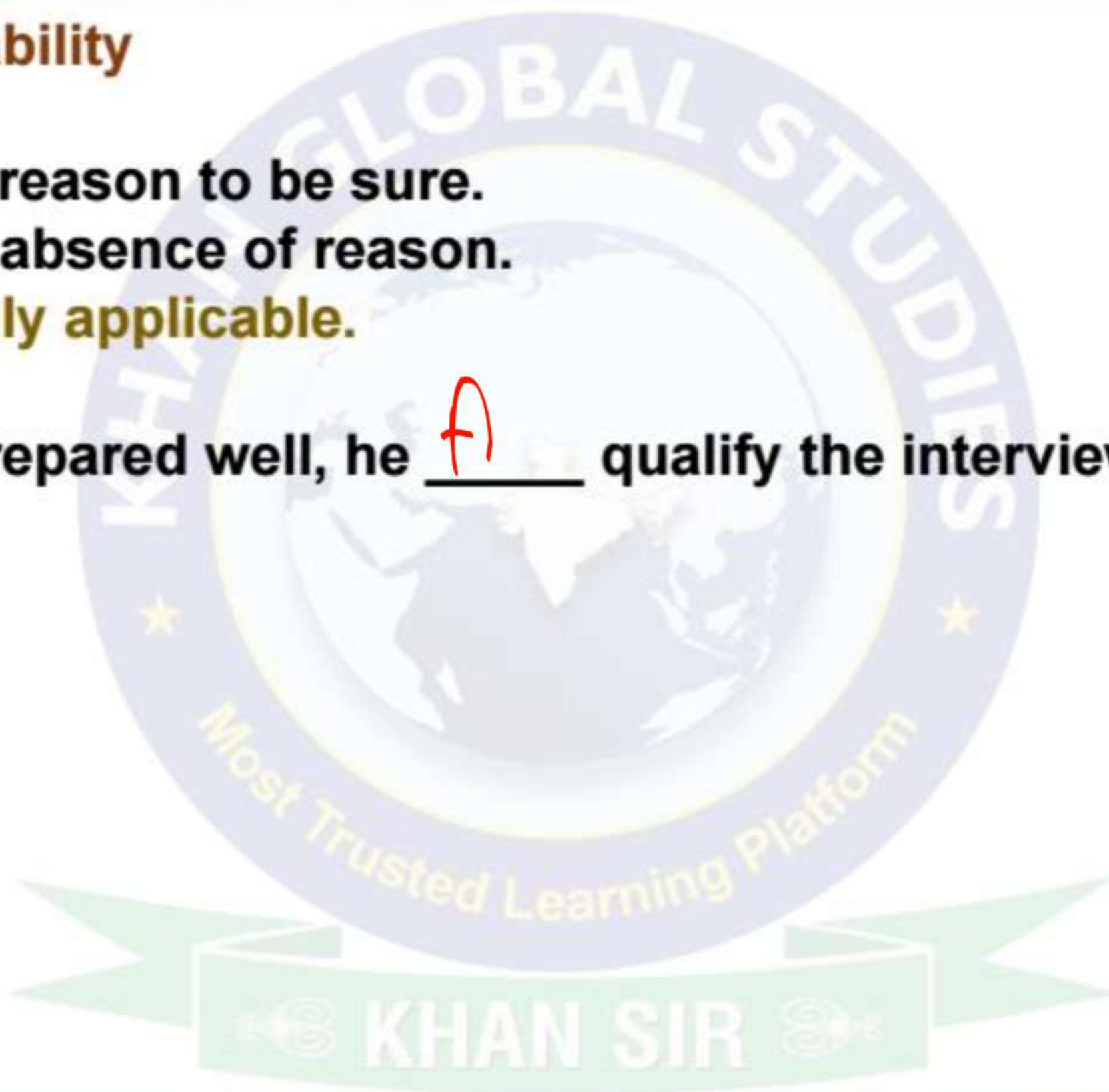
Possibility / Probability

A. May – strong = reason to be sure.

B. Might – weak = absence of reason.

C. Can – universally applicable.

2. Prashant has prepared well, he A qualify the interview.



Possibility / Probability

- A. May** – **strong** = reason to be sure.
- B. Might** – **weak** = absence of reason.
- C. Can** – **universally applicable**.

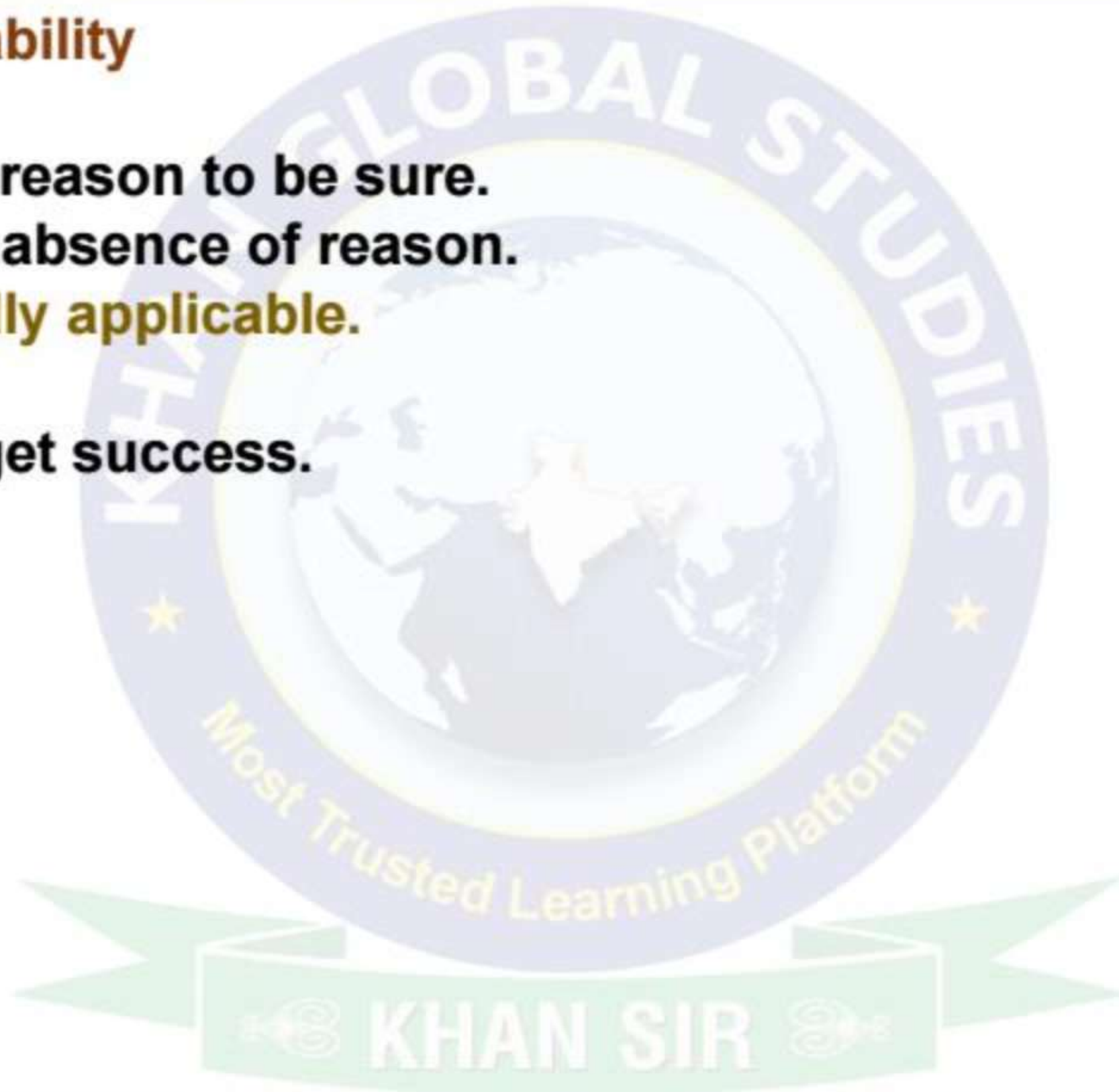
3. It is cloudy, it A rain.



Possibility / Probability

- A. May** – **strong** = reason to be sure.
- B. Might** – **weak** = absence of reason.
- C. Can** – **universally applicable**.

4. Anyone **C** get success.



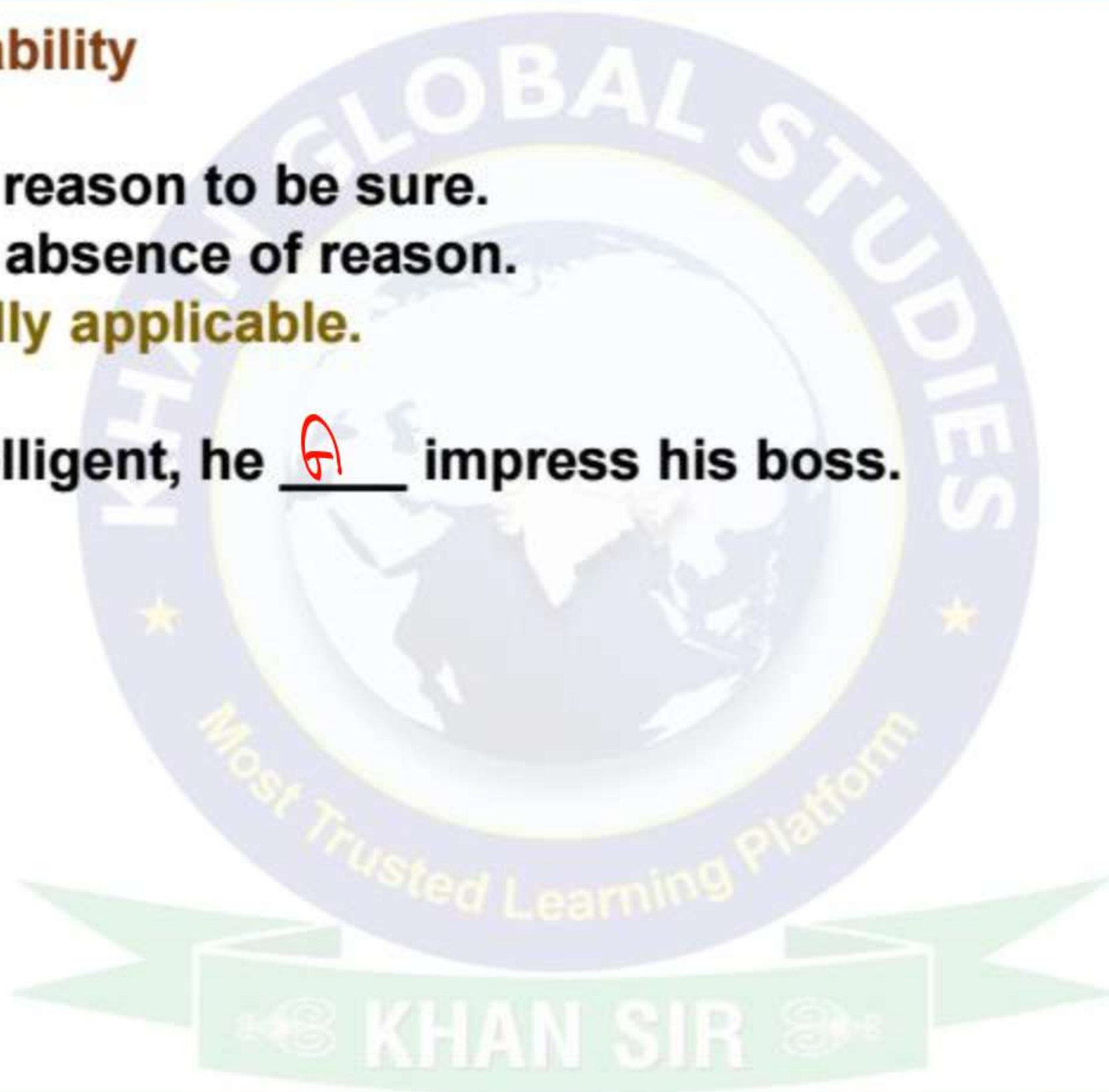
Possibility / Probability

A. May – strong = reason to be sure.

B. Might – weak = absence of reason.

C. Can – universally applicable.

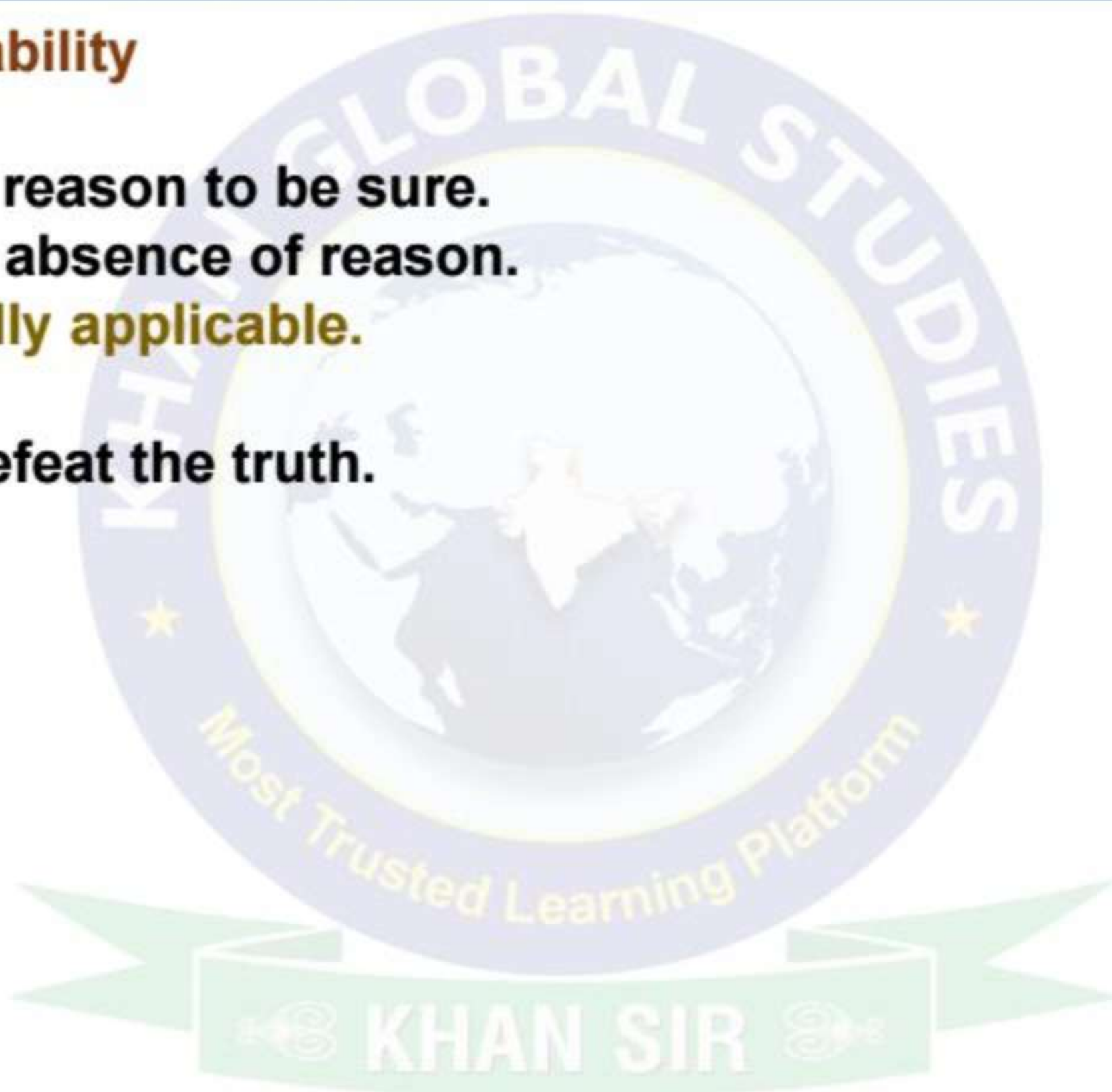
5. Prashant is intelligent, he A impress his boss.



Possibility / Probability

- A. May** – **strong** = reason to be sure.
- B. Might** – **weak** = absence of reason.
- C. Can** – **universally applicable**.

6. Nobody C defeat the truth.



Possibility / Probability

- A. May** – **strong** = reason to be sure.
- B. Might** – **weak** = absence of reason.
- C. Can** – **universally applicable**.


7. One C always improve.



NOTE :-

He may possibly come as he needs you.

Return ~~bacha~~



NOTE :-

✓
He may ~~possibly~~ come as he needs you.

May/Might + ~~probably/likely/possibly/expectedly~~ ✕


1 2

1

2

3

4



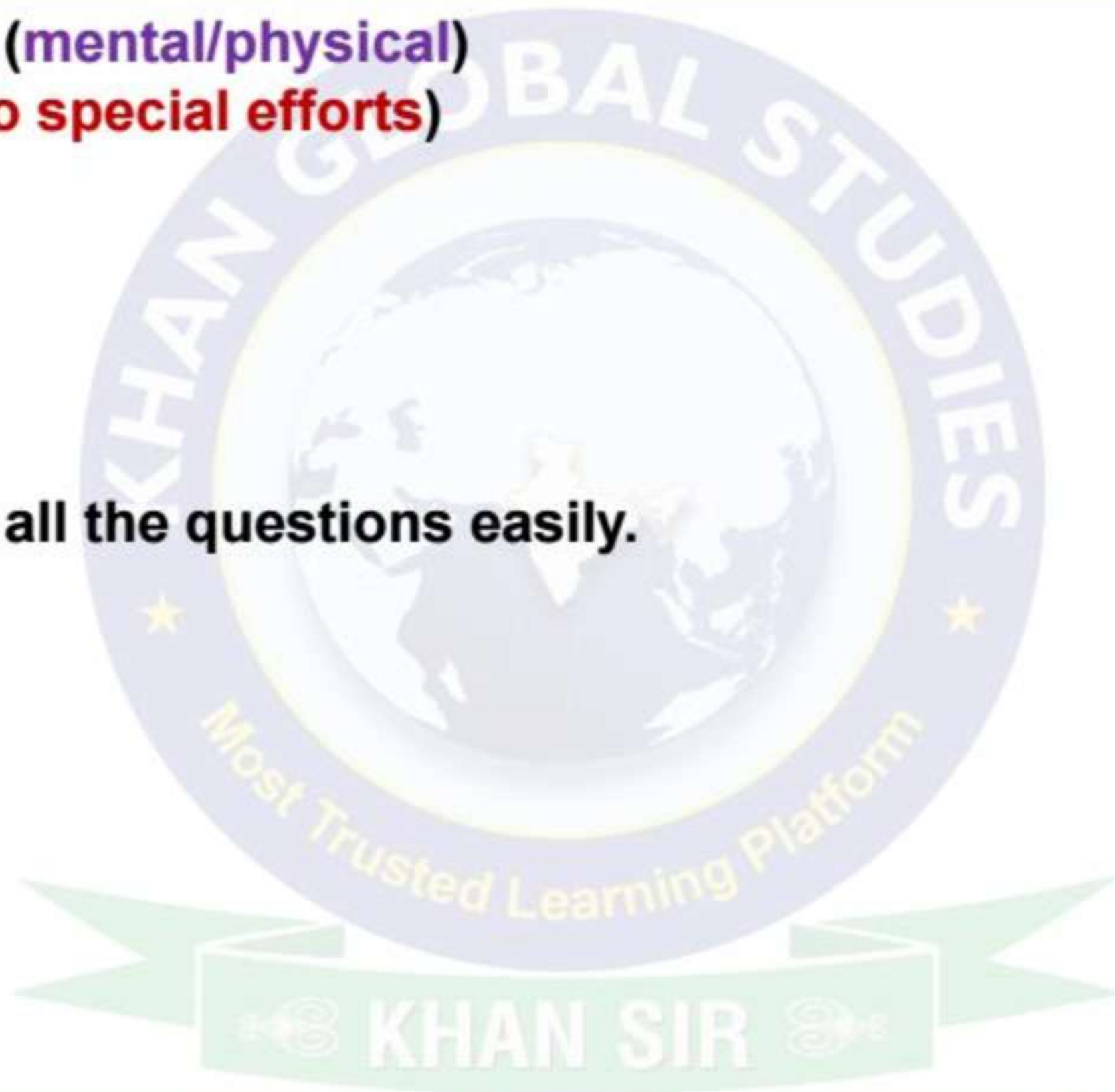
Ability / Capacity (mental/physical)
(**Natural ability, no special efforts**)

A. Can – present

B. Could – past

Example –

1. He can answer all the questions easily.



Ability / Capacity (mental/physical)
(**Natural ability, no special efforts**)

A. Can – present

B. Could – past

Example –

2.I can speak four languages.



Ability / Capacity (mental/physical)
(**Natural ability, no special efforts**)

A. Can – present

B. Could – past

Example –

3. When I was young, I ^b run fast.



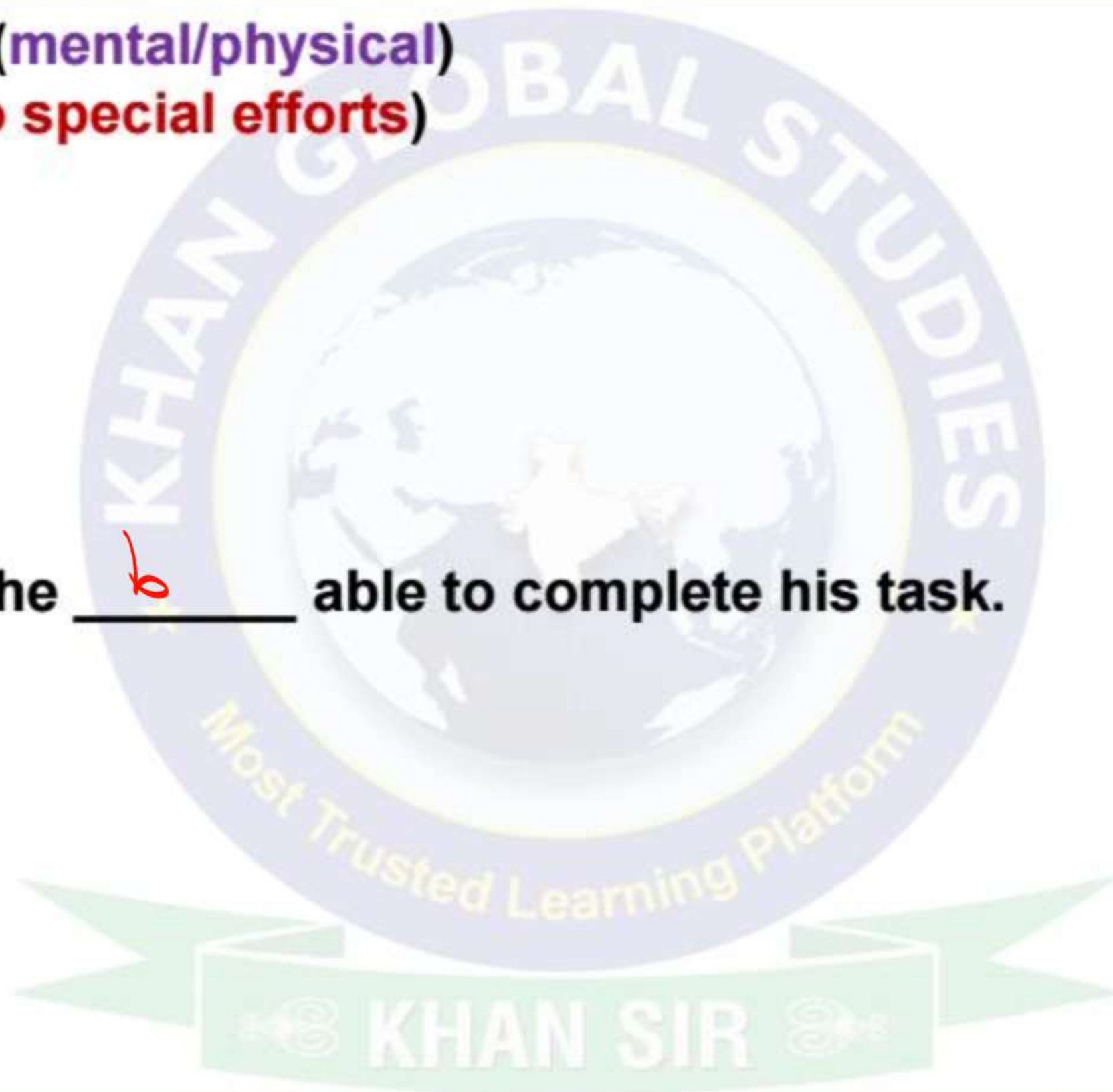
Ability / Capacity (mental/physical)
(Natural ability, no special efforts)

A. Can – present

B. Could – past

Example –

4. Raju was ill but he able to complete his task.



Ability / Capacity (mental/physical)
(Natural ability, no special efforts)

A. Can – present

B. Could – past

Example –

5. Mohit is rich enough, he a afford expensive house.

↓
present

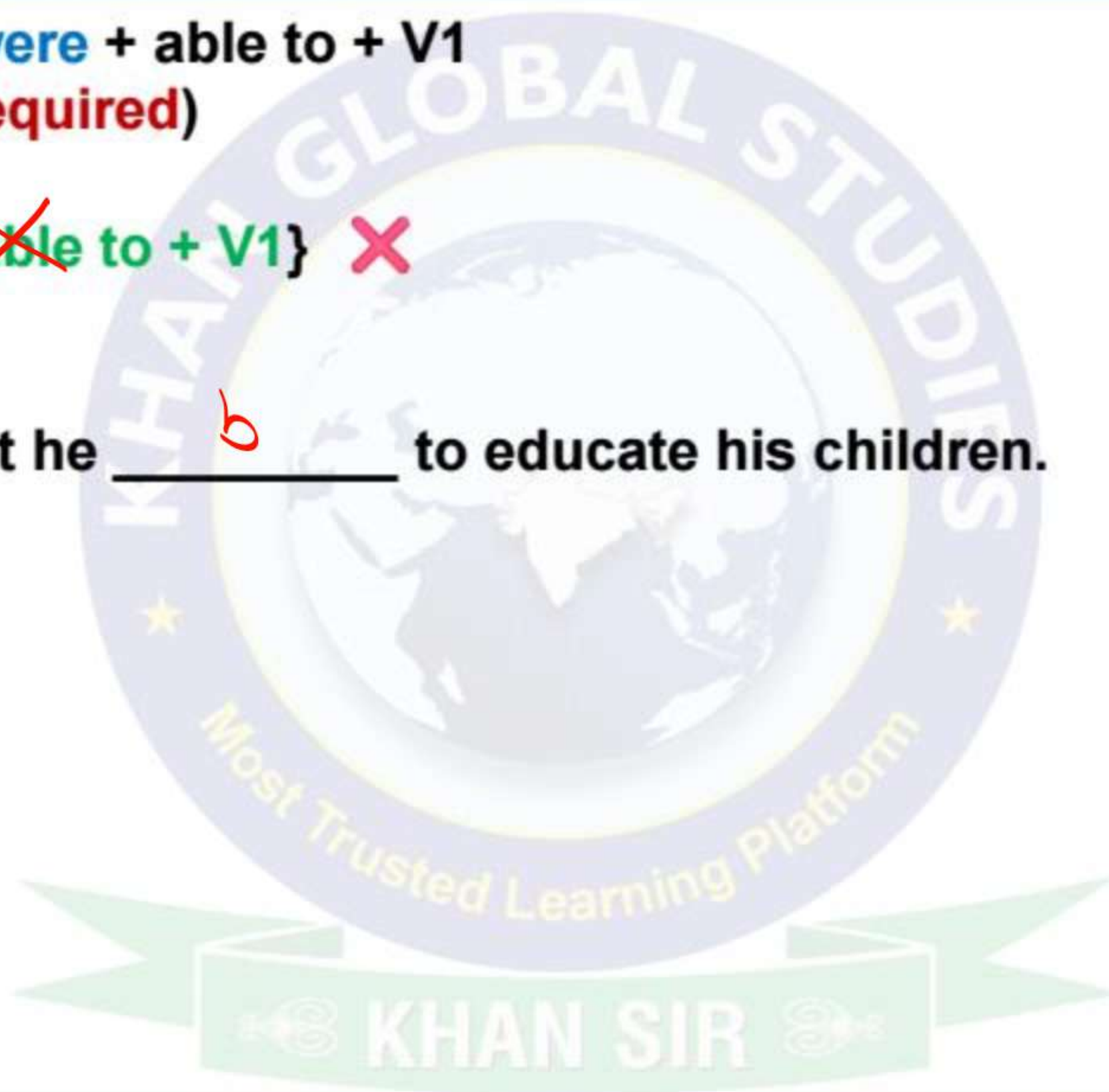


3. **Is/are/am/was/were + able to + V1**
(**Special efforts required**)

^{1 2}
{**Can/could + be ~~able~~ to + V1**} **×**

Example –

6. He was poor but he ^b_____ to educate his children.



Verb

Practice

Irregular Verbs

Present	Past	Past Participle
begin ✓	began ✓	begun ✓
Break ✓	broke ✓	broken ✓
build ✓	built ✓	built ✓
Choose ✓ V ₂	chose ✓ V ₁	chosen ✓ V ₃
cut ✓	cut	cut

KHAN SIR

Irregular Verbs

Present	Past	Past Participle
Bear V_1	bore V_2	Born V_3 = <u>to give birth</u>
Bear V_1	bore V_2	Borne V_3 = <u>To tolerate</u>
see V_1	saw V_2	Seen V_3 = <u>to perceive by eye</u>
saw V_1	saw V_2	Sawn V_3 = <u>To cut with the help of toothed blade</u>
Cut ✓	cut ✓	cut ✓

Irregular Verbs

Present	Past	Past Participle
hang \checkmark_1	hanged \checkmark_2	hanged \checkmark_3 = to suspend by the neck
hang \checkmark_1	hung \checkmark_2	hung \checkmark_3 = To suspend from the peg
fall \checkmark_1	fell \checkmark_2	fallen \checkmark_3 = to descent freely
fell \checkmark_1	felled \checkmark_2	felled \checkmark_3 = To bring down

KHAN SIR

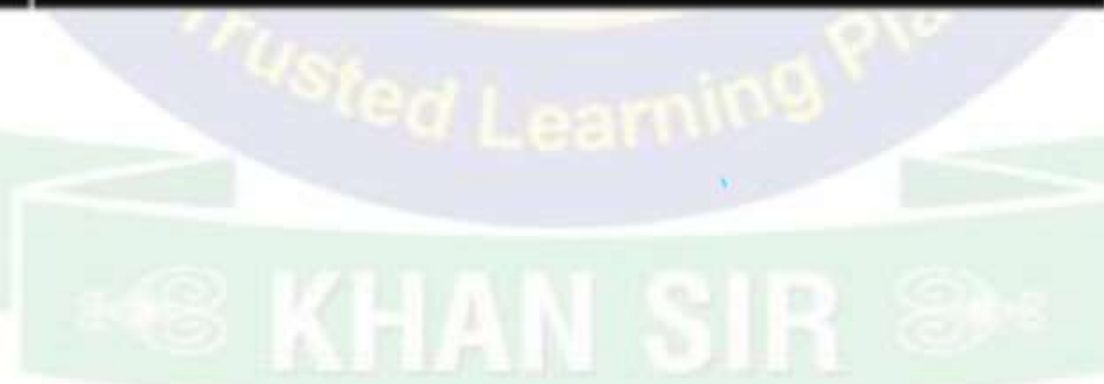
Irregular Verbs

Present	Past	Past Participle
find \Rightarrow V_1	Found V_2	found = to come across V_3
found V_1	founded V_2	founded = To establish V_3
fly V_1	flew V_2	Flown = to move in air V_3
Flow V_1	flowed V_2	flowed = to move in stream just as water V_3

KHAN SIR

Irregular Verbs

Present	Past	Past Participle
rise ✓ ₁	rose ✓ ₂ ✓ ₃	risen = to get up, to progress, to ascend ✓
raise ✓ ₁	Raised ✓ ₂ ✓ ₃	raised = To uplift, to collect, to set up upright
raze ✓	razed ✓	razed = to demolish



Irregular Verbs

Present	Past	Past Participle
lie \checkmark_1	Lied \checkmark_2	lied = to make untrue statement \checkmark_3
Lie \checkmark_1	lay \checkmark_2	lain = To uplift, to collect, to set up upright \checkmark_3
Lay \checkmark_1	laid \checkmark_2	laid = to sacrifice, to keep in a horizontal position, Hens lay eggs \checkmark_3

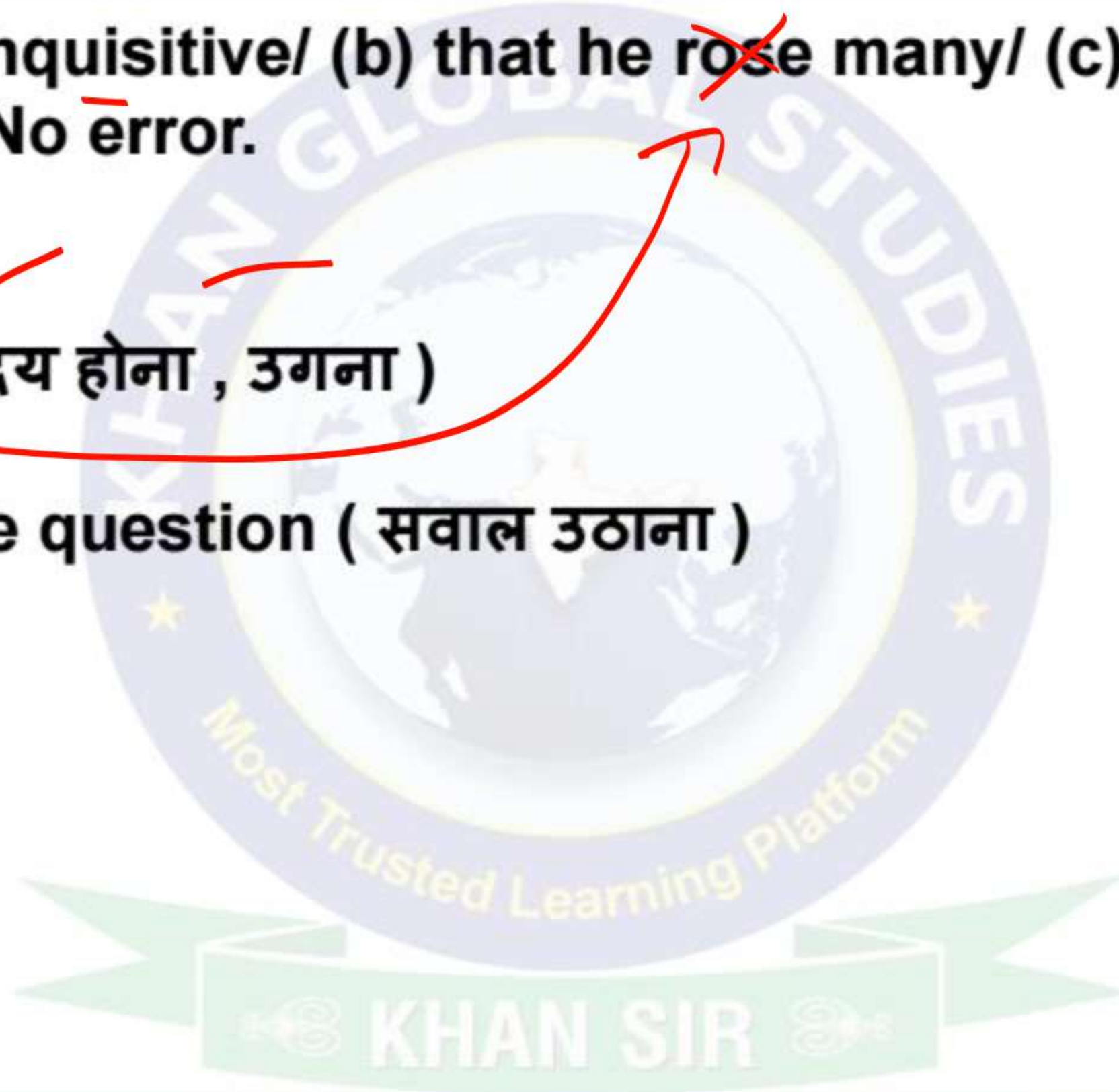
Irregular Verbs

Present V₁	Past V₂	Past Participle V₃
wind	wound	wound = to move so as to encircle something
wound ✓	wounded ✓	Wounded = To injure
Grind ✓	ground ✓	ground = to reduce, to powder or small pieces
Ground ✓	grounded ✓	grounded = to bring to ground

(a) He was so inquisitive/ (b) that he ~~rose~~ many/ (c) questions in the class ./ (d) No error.

(b) ~~Rise~~ ✓ – Rose (उदय होना , उगना)

~~Raise~~ – To raise question (सवाल उठाना)



(a) He was ~~borne~~ of poor parents, / (b) but brought up / (c) in an affluent family. / (d) No error.

(a)

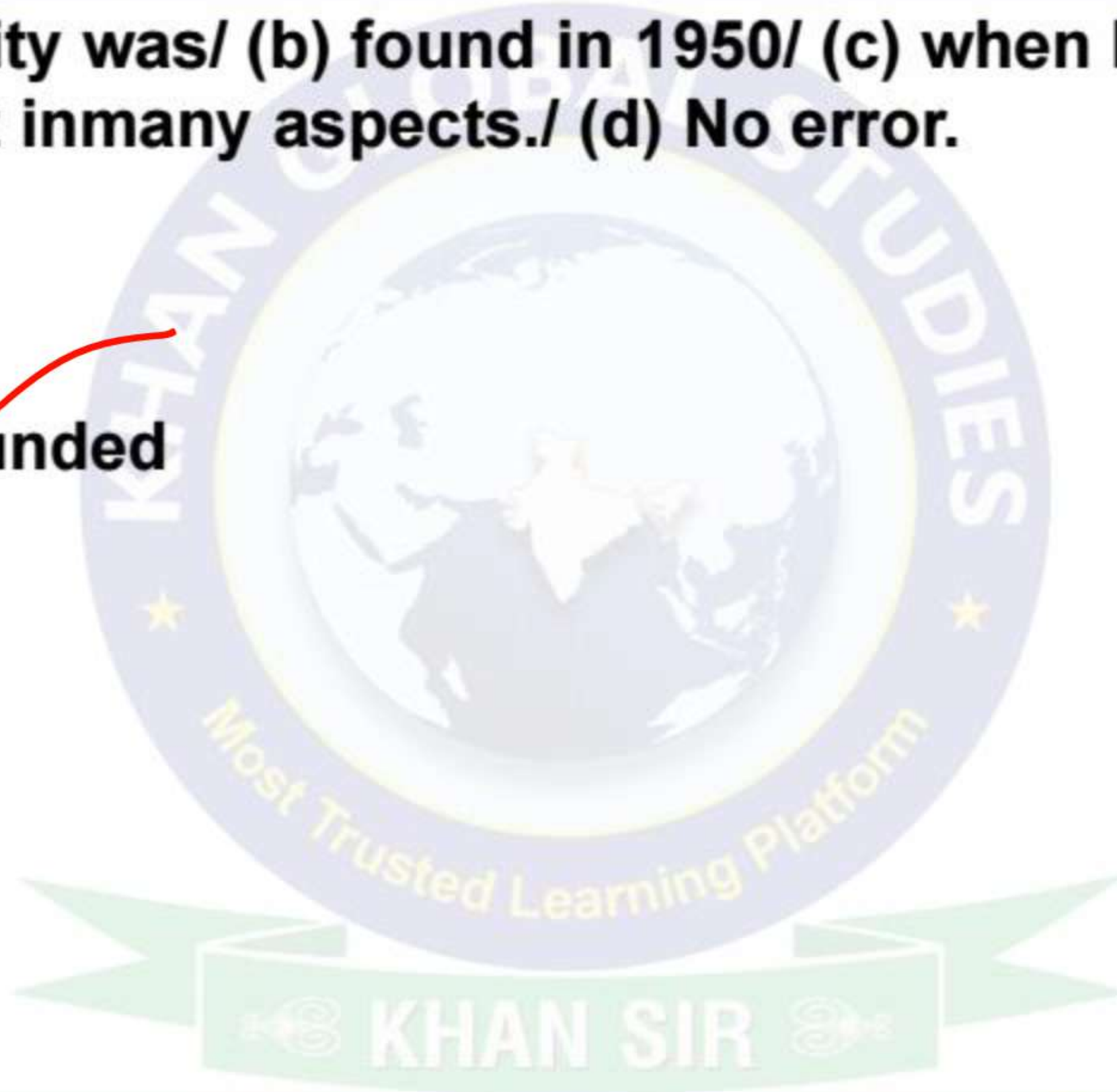
'Bear' – (पैदा करना) - V3 'born'
'Bear' – (सहन करना) - V3 'borne'



(a)The university was/ (b) found in 1950/ (c) when India was not self dependent inmany aspects./ (d) No error.

(b)

'found' - V3 founded ✓



(a) I keep my cool/ (b) and never ~~loose~~ my temper/ (c) even when provoked/ (d) No error.

(b)

'loose' (adj.) - ढीला

Lose (V) - 'Lose my temper' - अपना आपा खो ना



(a) He ~~lied~~ on the grass/ (b) for hours/ (c) enjoying the cool breeze./ (d) No error.

(a)

✓
'lie' - V2 - 'lay' - लेटना

→ 'Lie' - V2 - 'lied' - झूठ बोलना

