



Bihar Police

बिहार दारोगा

Batch Starts From

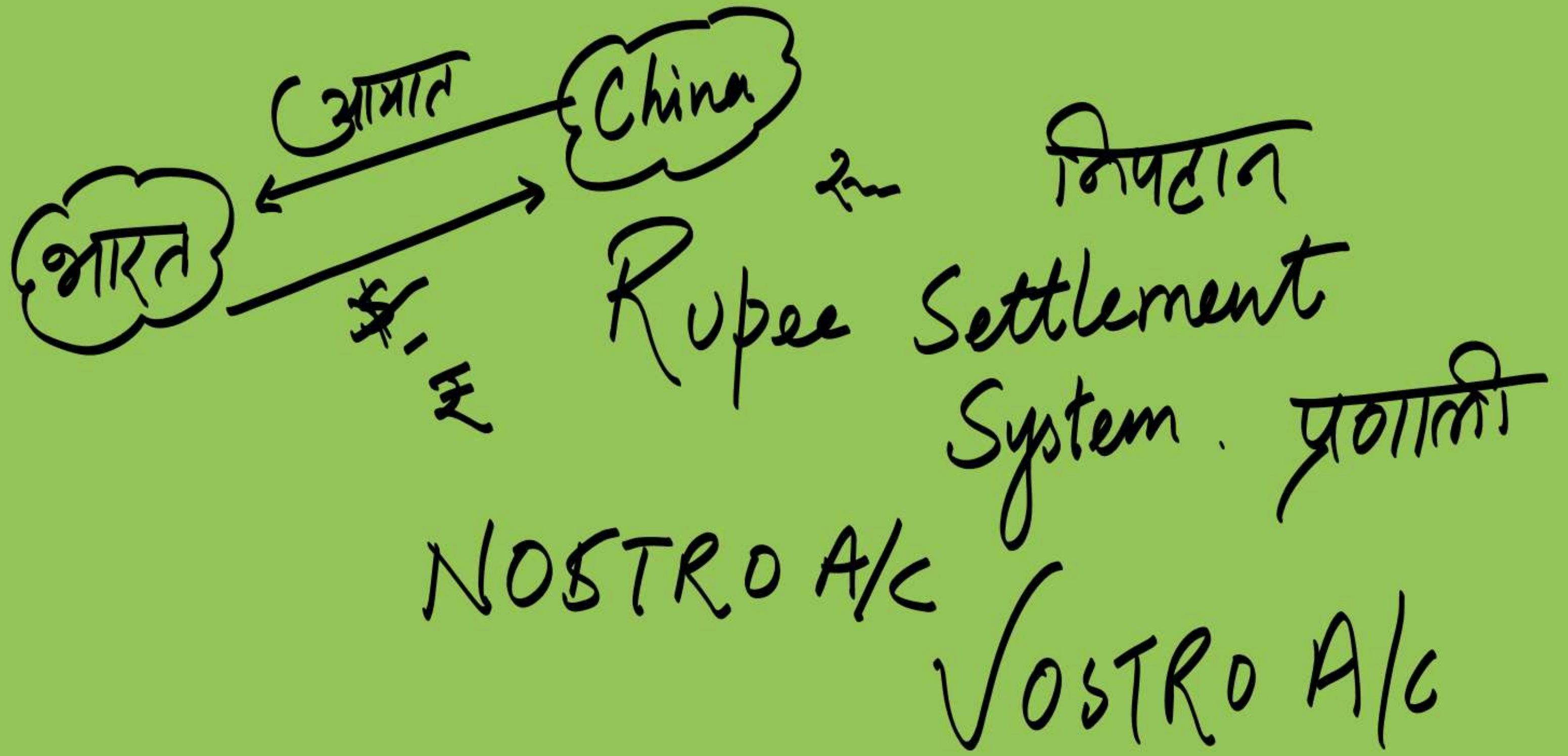
18 April 2023

Time : 6 to 8 PM

By : **Khan Sir** & Team



Financial Market
(वित्तीय बाजार)



Financial System (वित्तीय प्रणाली)




Financial Market
(वित्तीय बाजार)

Financial
Instruments
(वित्तीय उपकरण)


Financial
Institutions
(वित्तीय संस्थानों)



Needs money (Deficit)



Has excess money (Surplus)



Both meet here



Financial Market

Parties Involved in Financial Market (Lenders and Borrowers)

(वित्तीय बाजार में शामिल पक्ष (ऋणदाता और उधारकर्ता))



Govt. of India, RBI, SEBI, Banks, Individuals and Trusts, NBFCs, Corporates (big Businesses), Insurance Companies

भारत सरकार, आरबीआई, सेबी, बैंक, व्यक्ति और ट्रस्ट, एनबीएफसी, कॉर्पोरेट (बड़े व्यवसाय), बीमा कंपनियां

Types of Financial Market (वित्तीय बाजार के प्रकार)



Financial Market
(वित्तीय बाजार)



Organised
(संगठित)



Unorganised
(असंगठित)

**Organised Financial
Market**
(संगठित वित्तीय बाजार)



Money Market
(मुद्रा बाजार)

Capital Market
(पूंजी बाजार)

Money Market

(मुद्रा बाजार)

Money Market Instruments (मुद्रा बाजार के उपकरण)



1. Commercial Paper
(वाणिज्यिक प्रपत्र)

2. Treasury Bill
(राजकोष विपत्र)

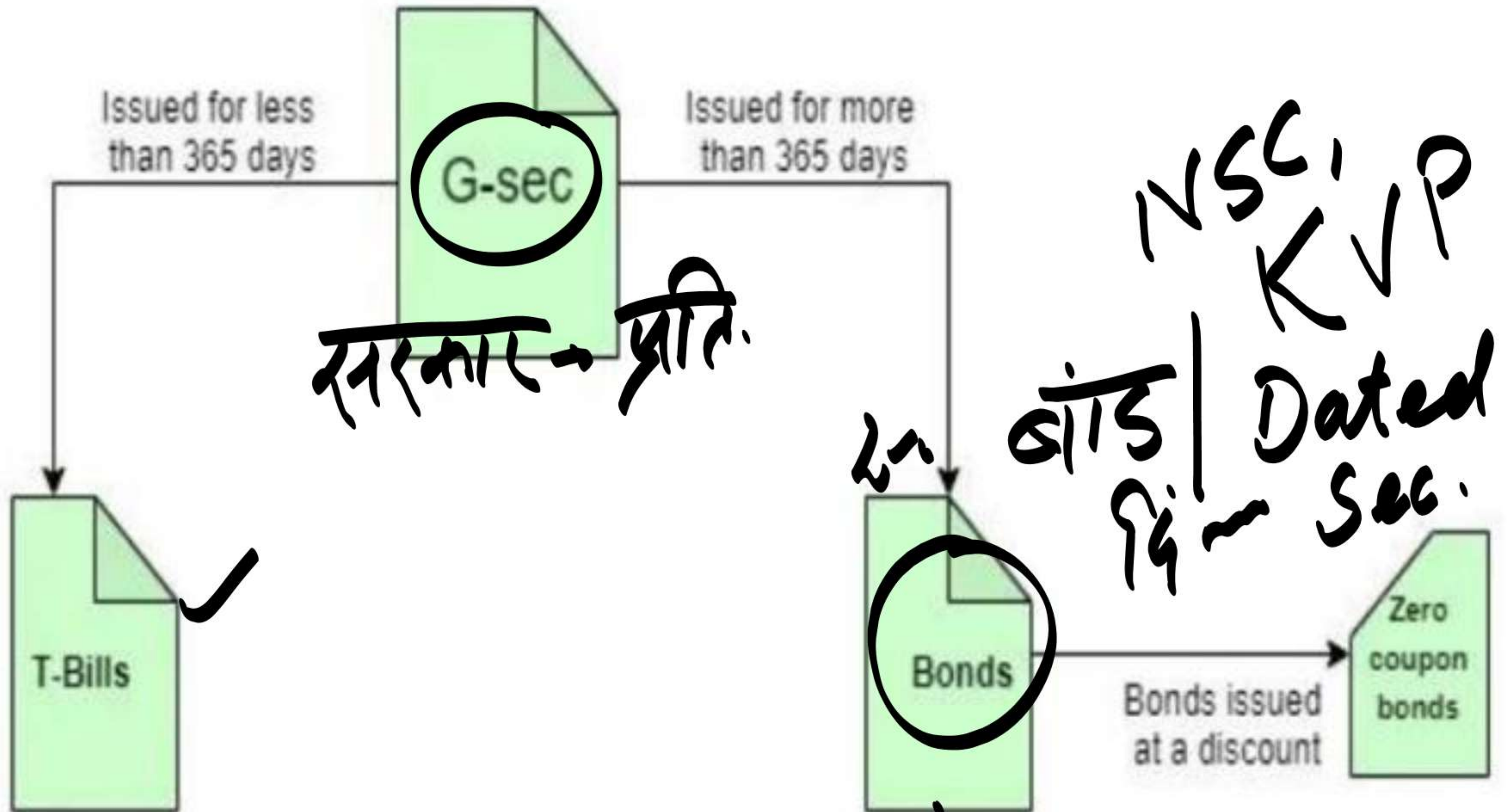
3. Cash Management Bill
(नकद प्रबंधन बिल)

4. Ways and Means Advances
(अर्थोपाय अग्रिम)

7. Call Money
8. Notice Money,
9. Term Money

6. Certificate of Deposit
(जमा प्रमाण पत्र)

5. Bills of Exchange



Commercial Paper (वाणिज्यिक प्रपत्र)

NBFC

RBI

1990

- 1 → कॉग
- 2 → राशि (Amount)
- 3 → समयवधि (Time-Period)

निगम, Primary Dealer (PD)
और आयित्त भारतीय

वित्तीय संस्थान (AIFI)

75 ले और
अधिक गुणक

Min^m → 7 days

Max^m → 364 days

- NABARD
- NHB
- EXIM
- SIDBI

NaBFID

जारी → अंकित मूल्य से कम :
(Issued → Discount → Redeemed → Par.)

Treasury Bill (राजकोष विपत्र)

LAF

e.kuber

OMO

Reverse

Repo

Repurchase
Option

सरकार → RBI

↓ सरकार → लोगों
↓ सरकार → बैंकों

Amount (राशि) → ₹ 25,000/- → गुणक

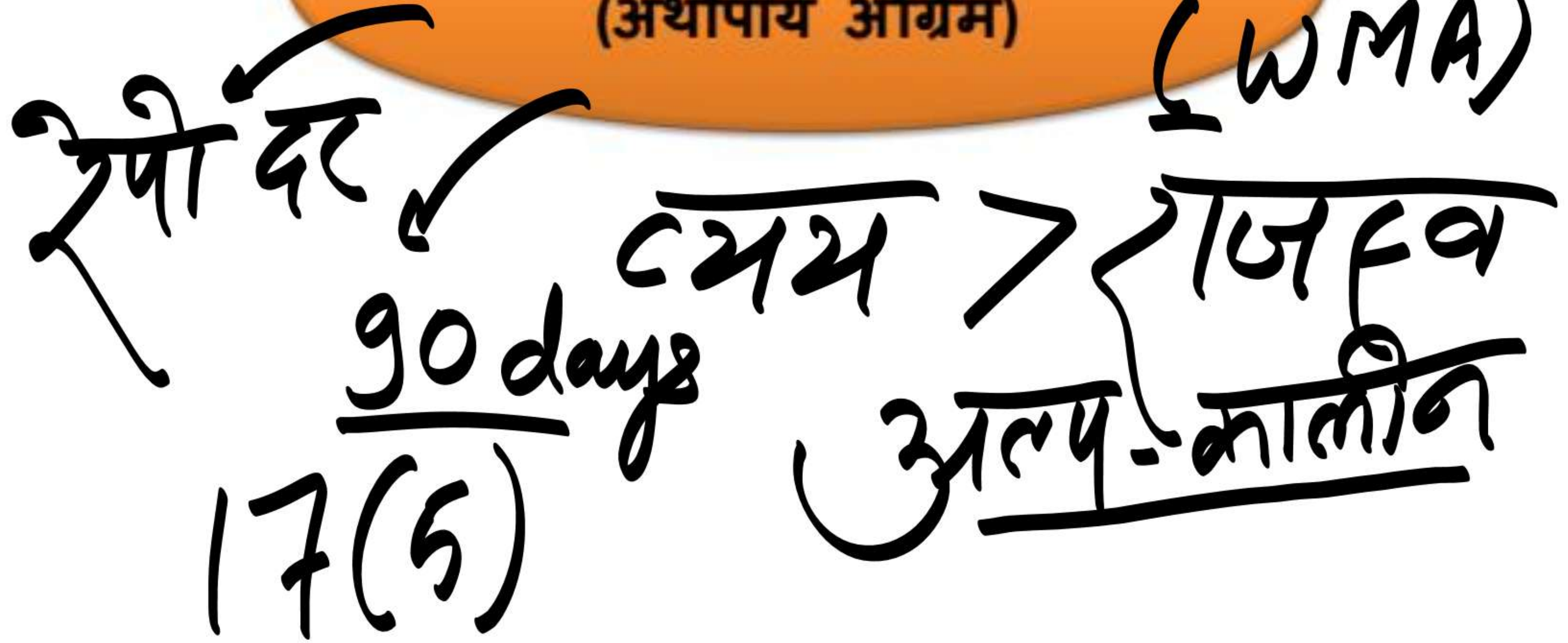
91 days, 182 days & 364 days.

अंकित मूल्य → कट → वापिस → अंकित

Negotiable
Instr
Act, 1881

PROMISSORY NOTE
वचन पत्र

Ways and Means Advances
(अर्थोपाय अग्रिम)





Certificate of Deposit
(जमा प्रमाण पत्र)

Bills of Exchange (विनिमय बिल)

Repurchase Agreement
(पुनखरीद समझौता)




7. Call Money

8. Notice Money

9. Term Money

Capital Market
(पूंजी बाजार)

Capital Market Instruments (पूंजी बाजार के उपकरण)



1. Shares (शेयर)
2. Debentures (ऋणपत्र)
3. Bonds (बांड)
4. Derivatives (व्युत्पन्न)
5. Mutual Funds (म्युचअल फंड्स)

Capital Market
पूंजी बाजार



Primary Market
(प्राथमिक बाजार)



Secondary Market
(द्वितीयक बाजार)

Share (शेयर)

**Primary Market
(प्राथमिक बाजार)**

IPO

FPO


**Newly Listed Company
(नई सूचीबद्ध कंपनी)**

**Old Company
(पुरानी कंपनी)**



Debentures

(ऋणपत्र)



Bonds

Derivatives

```
graph TD; Derivatives --> Forward; Derivatives --> Futures; Derivatives --> Options; Derivatives --> Swaps; Options --> CallOption[Call Option]; Options --> PutOption[Put Option]; Swaps --> InterestRateSwap[Interest Rate Swap]; Swaps --> CurrencySwap[Currency Swap];
```

Forward

Futures

Options

Swaps


Call
Option

Put
Option

Interest
Rate Swap

Currency
Swap

Derivative Market



OTC Derivatives Market

Exchange-Traded Derivatives Market

Forwards

Swaps

Futures


Options

What is ?

Hedger

Speculator/Trader

Arbitrageur



Mutual Fund

Types of Mutual Funds

- 1. Equity Mutual Funds**
- 2. Fixed Income Mutual Funds**
- 3. Hybrid Mutual funds**
- 4. Solution-Oriented Mutual Funds**

Securities and Exchange Board of India

- **Statutory Body**
- **Estd. - 12th April, 1992**
- **Securities and Exchange Board of India Act, 1992**

MADHABI PURI BUCH

First Woman SEBI Chairperson



CAREER

- SEBI whole-time-director between April 05, 2017 and October 04, 2021
- CEO of ICICI Securities from 2009-2011
- Spent almost 20 years in ICICI Group
- Consultant to the New Development Bank in Shanghai, China
- Head of the Singapore office of the PE firm - Greater Pacific Capital
- Ex-executive director at ICICI Bank

Securities Appellate Tribunal (SAT)

Stock Exchange

```
graph TD; A([Stock Exchange]) --> B([Bombay Stock Exchange (BSE)]); A --> C([National Stock Exchange (NSE)])
```

**Bombay Stock
Exchange
(BSE)**

**National Stock
Exchange (NSE)**

Financial Action Task Force (FATF)

- **Inter-governmental body**
- **Global money laundering and terrorist financing watchdog**
- **It was established in 1989 during the G7 Summit in Paris.**
- **Its Secretariat is located at the Organisation for Economic Cooperation and Development (OECD) headquarters in Paris.**
- **39 members including two regional organisations – the European Commission and Gulf Cooperation Council.**
- **India has been a member of the FATF since 2010.**

Grey List

- Countries that are considered **safe haven for supporting terror funding and money laundering** are put in the **FATF grey list**.
- This inclusion serves as a warning to the country that it may enter the blacklist.

Black List

- Countries known as Non-Cooperative Countries or Territories (NCCTs) are put in the blacklist. These countries support terror funding and money laundering activities.
- The FATF revises the blacklist regularly, adding or deleting entries.

Bull Market

**Bear
Market**

**Blue Chip
Companies**

**Venture
Capitalists**

**Angel
Investors**

Global Trade Outlook and Statistics (वैश्विक व्यापार आउटलुक और सांख्यिकी)

164
व्यापार

□ 2022 में 2.7% विस्तार के बाद 2023 में व्यापार वृद्धि धीमी होकर 1.7% हो जाएगी {अक्टूबर के 1 प्रतिशत के अनुमान से संशोधित कर 1.7 प्रतिशत कर दिया} (Merchandise Trade / वस्तु व्यापार)

Global Trade Outlook and Statistics (वैश्विक व्यापार आउटलुक और सांख्यिकी)

□ विश्व व्यापार संगठन (WTO) ने अपने पूर्वानुमान में कहा कि **2024** के लिए व्यापार वृद्धि **3.2** प्रतिशत रहने की उम्मीद है

Global Trade Outlook and Statistics (वैश्विक व्यापार आउटलुक और सांख्यिकी)

□ 2023 --- वैश्विक ~~सकल घरेलू उत्पाद~~ **(GDP)** की वृद्धि --- **2.4%**

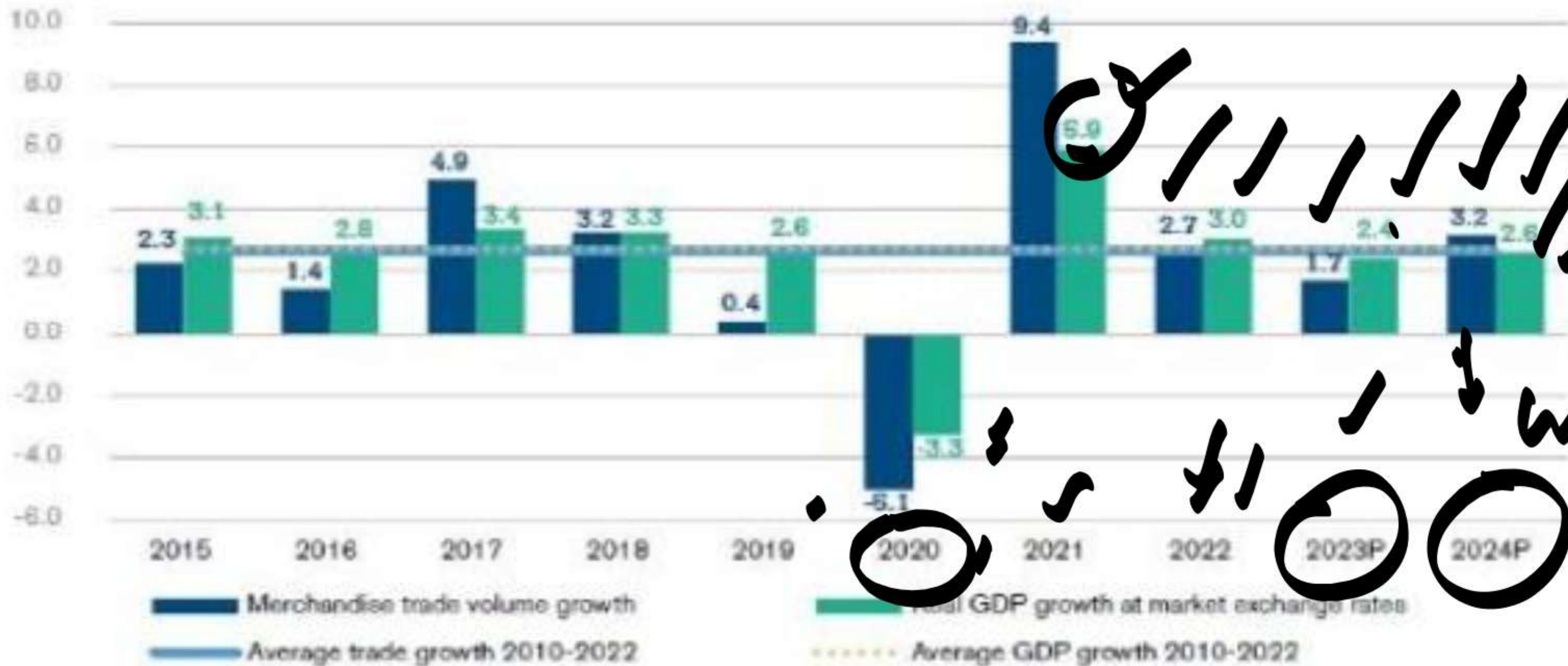
□ **व्यापार** और **उत्पादन** वृद्धि दोनों के अनुमान पिछले **12 वर्षों** के क्रमशः **2.6%** और **2.7%** के औसत से कम हैं

1.7

Global Trade Outlook and Statistics (वैश्विक व्यापार आउटलुक और सांख्यिकी)

Chart 1: World merchandise trade volume and GDP growth, 2015-2024

Annual % change



Handwritten annotations in black ink:

- A checkmark is placed above the 2021 data point.
- A large arrow points from the 2021 data point towards the right, with the text "GDP?" written at its tip.
- Two circles are drawn around the 2020 data points, with arrows pointing to them from the right.
- Several other scribbles and arrows are present, indicating a comparison or relationship between the trade and GDP growth figures.